

# C Major Arpeggios

1 3 5  
C E G

Diagram 1: A six-string guitar arpeggio for C major. The strings are labeled T (Treble), A (Middle), and B (Bass) from top to bottom. The fret numbers are: T (0, 1, 0, 3), A (0, 2, 0), and B (0, 3, 3).

Diagram 2: A six-string guitar arpeggio for C major. The strings are labeled T, A, and B. The fret numbers are: T (3, 5, 5, 3, 8), A (3, 2, 5, 5), and B (3, 3, 2, 5, 5).

Diagram 3: A six-string guitar arpeggio for C major. The strings are labeled T, A, and B. The fret numbers are: T (3, 5, 5, 8, 8), A (3, 7, 5, 5, 8), and B (3, 8, 7, 5, 5).

Diagram 4: A six-string guitar arpeggio for C major. The strings are labeled T, A, and B. The fret numbers are: T (8, 8, 8, 12), A (8, 10, 9, 8, 12), and B (8, 7, 10, 10, 9).

Diagram 5: A six-string guitar arpeggio for C major. The strings are labeled T, A, and B. The fret numbers are: T (8, 8, 12), A (8, 10, 9, 8, 12), and B (8, 12, 10, 10, 9).

Diagram 6: A six-string guitar arpeggio for C major. The strings are labeled T, A, and B. The fret numbers are: T (12, 12, 13, 12), A (12, 10, 9, 12, 13), and B (12, 10, 10, 9, 12).

Diagram 7: A six-string guitar arpeggio for C major. The strings are labeled T, A, and B. The fret numbers are: T (12, 12, 13, 12, 15), A (12, 14, 12, 13, 15), and B (12, 10, 15, 14, 12).

# F Major Arpeggios

1 3 5  
F A C

First line of guitar tablature for F Major Arpeggio. The strings are labeled T (Treble), A (Middle), and B (Bass) from top to bottom. The notes are: T (1), A (3), B (1). The fret numbers are: T (1), A (3), B (0, 3, 3, 2, 1, 1, 5).

Second line of guitar tablature for F Major Arpeggio. The strings are labeled T (Treble), A (Middle), and B (Bass) from top to bottom. The notes are: T (1), A (5), B (3). The fret numbers are: T (1), A (5, 3, 3, 2, 1, 1, 5).

Third line of guitar tablature for F Major Arpeggio. The strings are labeled T (Treble), A (Middle), and B (Bass) from top to bottom. The notes are: T (3), A (3), B (2). The fret numbers are: T (3), A (3, 2, 5, 6, 5).

Fourth line of guitar tablature for F Major Arpeggio. The strings are labeled T (Treble), A (Middle), and B (Bass) from top to bottom. The notes are: T (5), A (8), B (8). The fret numbers are: T (5), A (8, 7, 5, 6, 5, 8).


Fifth line of guitar tablature for F Major Arpeggio. The strings are labeled T (Treble), A (Middle), and B (Bass) from top to bottom. The notes are: T (8), A (7), B (10). The fret numbers are: T (8), A (7, 10, 10, 10, 8, 13).

Sixth line of guitar tablature for F Major Arpeggio. The strings are labeled T (Treble), A (Middle), and B (Bass) from top to bottom. The notes are: T (8), A (12), B (10). The fret numbers are: T (8), A (8, 12, 10, 10, 10, 8, 13).


Seventh line of guitar tablature for F Major Arpeggio. The strings are labeled T (Treble), A (Middle), and B (Bass) from top to bottom. The notes are: T (8), A (12), B (10). The fret numbers are: T (8), A (8, 13, 12, 10, 10, 10, 13, 13).

# B $\flat$ Major Arpeggios


1 3 5  
B $\flat$  D F




First staff of guitar tablature. The strings are labeled T (Top), A (Acoustic), and B (Bass). The notes are: T (1), A (0), B (1), T (1), A (3), B (3), T (3), A (1), B (6).




Second staff of guitar tablature. The strings are labeled T (Top), A (Acoustic), and B (Bass). The notes are: T (1), A (1), B (5), T (3), A (3), B (3), T (1), A (6).




Third staff of guitar tablature. The strings are labeled T (Top), A (Acoustic), and B (Bass). The notes are: T (1), A (6), B (5), T (3), A (3), B (3), T (6), A (6), B (6).




Fourth staff of guitar tablature. The strings are labeled T (Top), A (Acoustic), and B (Bass). The notes are: T (6), A (5), B (8), T (8), A (7), B (6), T (6), A (6), B (10).



Fifth staff of guitar tablature. The strings are labeled T (Top), A (Acoustic), and B (Bass). The notes are: T (6), A (10), B (8), T (8), A (7), B (6), T (6), A (6), B (10).



Sixth staff of guitar tablature. The strings are labeled T (Top), A (Acoustic), and B (Bass). The notes are: T (10), A (8), B (8), T (7), A (10), B (11), T (10), A (10), B (10).

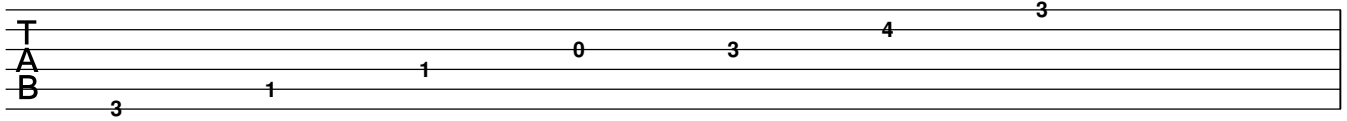


Seventh staff of guitar tablature. The strings are labeled T (Top), A (Acoustic), and B (Bass). The notes are: T (10), A (8), B (13), T (12), A (10), B (11), T (10), A (10), B (13).

# E $\flat$ Major Arpeggios


1 3 5  
E $\flat$  G B $\flat$

T  
A  
B




3 1 1 0 3 4 3

T  
A  
B




3 6 6 5 3 4 3 6

T  
A  
B



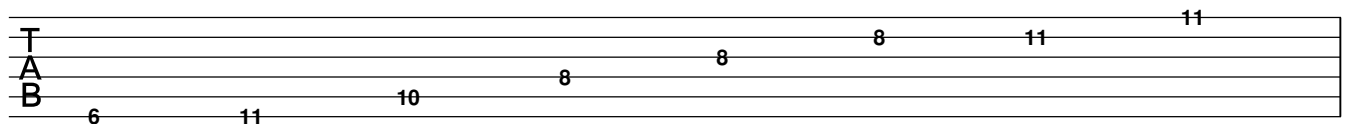
6 6 5 8 8 8 6 11

T  
A  
B




6 6 10 8 8 8 6 10

T  
A  
B




6 11 10 8 8 8 11 11

T  
A  
B



11 10 8 13 12 11 11 15

T  
A  
B



11 15 13 13 12 11 11 15

# A $\flat$ Major Arpeggios

1 3 5  
A $\flat$  C E $\flat$

First staff of guitar tablature. The strings are labeled T (top), A, and B (bottom). The notes are: T (4), A (3), B (4). Fingering: T (1), A (1), B (4).

Second staff of guitar tablature. The strings are labeled T, A, and B. The notes are: T (4), A (3), B (6). Fingering: T (4), A (3), B (6).

Third staff of guitar tablature. The strings are labeled T, A, and B. The notes are: T (4), A (8), B (6). Fingering: T (4), A (8), B (6).

Fourth staff of guitar tablature. The strings are labeled T, A, and B. The notes are: T (8), A (6), B (6). Fingering: T (8), A (6), B (6).

Fifth staff of guitar tablature. The strings are labeled T, A, and B. The notes are: T (8), A (11), B (11). Fingering: T (8), A (11), B (11).

Sixth staff of guitar tablature. The strings are labeled T, A, and B. The notes are: T (11), A (10), B (10). Fingering: T (11), A (10), B (10).

Seventh staff of guitar tablature. The strings are labeled T, A, and B. The notes are: T (11), A (13), B (13). Fingering: T (11), A (13), B (13).

# D $\flat$ Major Arpeggios

1 3 5  
D $\flat$  F A $\flat$

T  
A  
B

1 4 4 3 1 2 1 4

T  
A  
B

4 4 3 6 6 6 4 9

T  
A  
B

4 4 8 6 6 6 4 9

T  
A  
B

9 8 6 6 6 9 9

T  
A  
B

9 8 11 11 10 9 9 13

T  
A  
B

9 13 11 11 10 9 9 13

T  
A  
B

13 11 11 10 13 14 13

# F# Major Arpeggios

1 3 5  
F# A# C#

T  
A  
B

2 1 4 4 3 2 2 6

T  
A  
B

2 6 4 4 3 2 2 6

T  
A  
B

6 4 4 3 6 7 6

T  
A  
B

6 9 9 8 6 7 6 9

T  
A  
B

9 9 8 11 11 11 9 14

T  
A  
B

9 9 13 11 11 11 9 14

T  
A  
B

14 13 11 11 11 14 14

# B Major Arpeggios

1 3 5  
B D# F#

First staff of B Major Arpeggios. The treble clef (T) has notes on the 2nd, 4th, and 7th lines. The bass clef (B) has notes on the 2nd, 4th, and 7th lines. Fingerings are indicated by numbers 1-4 on the treble and 2-4 on the bass.

Second staff of B Major Arpeggios. The treble clef (T) has notes on the 4th, 5th, and 7th lines. The bass clef (B) has notes on the 2nd, 4th, and 6th lines. Fingerings are indicated by numbers 4-7 on the treble and 2-6 on the bass.

Third staff of B Major Arpeggios. The treble clef (T) has notes on the 4th, 5th, and 7th lines. The bass clef (B) has notes on the 6th, 7th, and 9th lines. Fingerings are indicated by numbers 4-7 on the treble and 6-7 on the bass.

Fourth staff of B Major Arpeggios. The treble clef (T) has notes on the 7th, 8th, and 11th lines. The bass clef (B) has notes on the 7th, 9th, and 11th lines. Fingerings are indicated by numbers 7-8 on the treble and 6-9 on the bass.

Fifth staff of B Major Arpeggios. The treble clef (T) has notes on the 7th, 8th, and 11th lines. The bass clef (B) has notes on the 9th, 11th, and 13th lines. Fingerings are indicated by numbers 7-8 on the treble and 9-11 on the bass.

Sixth staff of B Major Arpeggios. The treble clef (T) has notes on the 8th, 11th, and 14th lines. The bass clef (B) has notes on the 9th, 11th, and 13th lines. Fingerings are indicated by numbers 8-11 on the treble and 9-11 on the bass.

Seventh staff of B Major Arpeggios. The treble clef (T) has notes on the 11th, 12th, and 14th lines. The bass clef (B) has notes on the 11th, 13th, and 14th lines. Fingerings are indicated by numbers 11-12 on the treble and 11-14 on the bass.



# E Major Arpeggios

1 3 5  
E G# B

First staff of guitar tablature. The strings are labeled T (Top), A (Second), and B (Bottom) on the left. The notes are: B (4th fret, B string), E (2nd fret, A string), G# (2nd fret, T string), B (5th fret, B string), E (4th fret, A string), G# (5th fret, T string).

Second staff of guitar tablature. The strings are labeled T, A, and B on the left. The notes are: B (4th fret, B string), E (2nd fret, A string), G# (7th fret, T string), B (6th fret, B string), E (4th fret, A string), G# (5th fret, T string).

Third staff of guitar tablature. The strings are labeled T, A, and B on the left. The notes are: B (4th fret, B string), E (7th fret, A string), G# (7th fret, T string), B (6th fret, B string), E (4th fret, A string), G# (5th fret, T string).

Fourth staff of guitar tablature. The strings are labeled T, A, and B on the left. The notes are: B (7th fret, B string), E (7th fret, A string), G# (6th fret, T string), B (9th fret, B string), E (9th fret, A string), G# (9th fret, T string).

Fifth staff of guitar tablature. The strings are labeled T, A, and B on the left. The notes are: B (7th fret, B string), E (7th fret, A string), G# (11th fret, T string), B (9th fret, B string), E (9th fret, A string), G# (9th fret, T string).

Sixth staff of guitar tablature. The strings are labeled T, A, and B on the left. The notes are: B (12th fret, B string), E (11th fret, A string), G# (9th fret, T string), B (9th fret, B string), E (9th fret, A string), G# (12th fret, T string).

Seventh staff of guitar tablature. The strings are labeled T, A, and B on the left. The notes are: B (12th fret, B string), E (11th fret, A string), G# (14th fret, T string), B (14th fret, B string), E (13th fret, A string), G# (12th fret, T string).

# A Major Arpeggios

1 3 5  
A C# E

Diagram 1: A major arpeggio, first position. The strings are labeled T (Treble), A (Middle), and B (Bass) from top to bottom. The notes are: T (5), A (4), B (5). Fingering: T (2), A (2), B (5).

Diagram 2: A major arpeggio, second position. The strings are labeled T, A, and B. The notes are: T (5), A (4), B (5). Fingering: T (6), A (7), B (9).

Diagram 3: A major arpeggio, third position. The strings are labeled T, A, and B. The notes are: T (5), A (9), B (7). Fingering: T (6), A (7), B (9).

Diagram 4: A major arpeggio, fourth position. The strings are labeled T, A, and B. The notes are: T (9), A (7), B (7). Fingering: T (10), A (9), B (9).

Diagram 5: A major arpeggio, fifth position. The strings are labeled T, A, and B. The notes are: T (9), A (12), B (12). Fingering: T (10), A (9), B (12).

Diagram 6: A major arpeggio, sixth position. The strings are labeled T, A, and B. The notes are: T (12), A (12), B (11). Fingering: T (14), A (14), B (14).

Diagram 7: A major arpeggio, seventh position. The strings are labeled T, A, and B. The notes are: T (12), A (12), B (16). Fingering: T (14), A (14), B (14).

# D Major Arpeggios

1 3 5  
D F# A

Diagram 1: A six-string guitar fretboard showing the first arpeggio. The strings are labeled T (Top), A (Middle), and B (Bottom) on the left. Fingering numbers are placed above the strings: 2 on the B string, 5 on the G string, 5 on the D string, 4 on the A string, 2 on the E string, 3 on the B string, 2 on the G string, and 5 on the D string.

Diagram 2: A six-string guitar fretboard showing the second arpeggio. The strings are labeled T, A, and B on the left. Fingering numbers are placed above the strings: 5 on the B string, 5 on the G string, 4 on the D string, 7 on the A string, 7 on the E string, 7 on the B string, 5 on the G string, and 10 on the D string.

Diagram 3: A six-string guitar fretboard showing the third arpeggio. The strings are labeled T, A, and B on the left. Fingering numbers are placed above the strings: 5 on the B string, 5 on the G string, 9 on the D string, 7 on the A string, 7 on the E string, 7 on the B string, 5 on the G string, and 10 on the D string.

Diagram 4: A six-string guitar fretboard showing the fourth arpeggio. The strings are labeled T, A, and B on the left. Fingering numbers are placed above the strings: 10 on the B string, 9 on the G string, 7 on the D string, 7 on the A string, 7 on the E string, 10 on the B string, 10 on the G string, and 10 on the D string.

Diagram 5: A six-string guitar fretboard showing the fifth arpeggio. The strings are labeled T, A, and B on the left. Fingering numbers are placed above the strings: 10 on the B string, 9 on the G string, 12 on the D string, 12 on the A string, 11 on the E string, 10 on the B string, 10 on the G string, and 14 on the D string.

Diagram 6: A six-string guitar fretboard showing the sixth arpeggio. The strings are labeled T, A, and B on the left. Fingering numbers are placed above the strings: 10 on the B string, 14 on the G string, 12 on the D string, 12 on the A string, 11 on the E string, 10 on the B string, 10 on the G string, and 14 on the D string.

Diagram 7: A six-string guitar fretboard showing the seventh arpeggio. The strings are labeled T, A, and B on the left. Fingering numbers are placed above the strings: 14 on the B string, 12 on the G string, 12 on the D string, 11 on the A string, 14 on the E string, 15 on the B string, 14 on the G string, and 14 on the D string.

# G Major Arpeggios

1 3 5  
G B D

Diagram 1: A six-string guitar fretboard showing the first arpeggio. The strings are labeled T (Treble), A (Acoustic), and B (Bass) from top to bottom. The notes are: T (3), A (2), B (3), T (3), A (4), B (5).

Diagram 2: A six-string guitar fretboard showing the second arpeggio. The strings are labeled T, A, and B. The notes are: T (3), A (7), B (5), T (5), A (4), B (3).

Diagram 3: A six-string guitar fretboard showing the third arpeggio. The strings are labeled T, A, and B. The notes are: T (7), A (5), B (5), T (4), A (7), B (8).

Diagram 4: A six-string guitar fretboard showing the fourth arpeggio. The strings are labeled T, A, and B. The notes are: T (7), A (10), B (10), T (9), A (7), B (8).

Diagram 5: A six-string guitar fretboard showing the fifth arpeggio. The strings are labeled T, A, and B. The notes are: T (10), A (10), B (10), T (9), A (12), B (12).

Diagram 6: A six-string guitar fretboard showing the sixth arpeggio. The strings are labeled T, A, and B. The notes are: T (10), A (10), B (10), T (14), A (12), B (12).

Diagram 7: A six-string guitar fretboard showing the seventh arpeggio. The strings are labeled T, A, and B. The notes are: T (10), A (15), B (14), T (12), A (12), B (12).